



The "SEBR"

Standby Emergency Backup Reel



Reel Specifications

- Flange Diameter: 18-3/4" Drum Diameter: 11-1/4" Traverse length: 12-3/4"
- Weight: 62 lbs. in the box
- Frame Dimensions: 25"H X 16-1/4"W X 25-1/2" Bottom Length X 20-1/2" Top Length
- 300 foot Capacity with 5/8" tubing
- Reel plate will accommodate 1 to 18 duplex or 1 to 36 simplex couplers, as specified by the customer
- 4 locking casters
- Rugged frame that is easily transported



Check List:

- DUPLEX or MULTIFIBER?
- FIBER STRAND COUNT (2 to 36)?
- FIBER TYPE (SINGLEMODE, MULTIMODE 62.5/125 or 50/125 or LASER OPTIMIZED)?
- CONNECTOR TYPE (FC, LC, MTRJ, SC, ST)?
- CONNECTORS (COMPOSITE POLYMER or CERAMIC)?
- SINGLEMODE ULTRA or ANGLE POLISH CONNECTORS?
- LENGTH?




Tubing Specifications

- 18 to 36 inch breakout available
- Clear PVC tube with braided reinforcement
- ROHS compliant FDA formula
- Temperature Range: -10 to +130F
- Weight: 10.3 lbs/100ft.
- Lengths available from 100 to 300 ft.
- Crush proof up to 3000 lbs.
- A copper version of the "SEBR" can be designed - Call for details

Interface panel will accommodate up to 36 couplers. All common coupler types are available.

Quick retrieval handle



- For temporary use
- Not for permanent installations